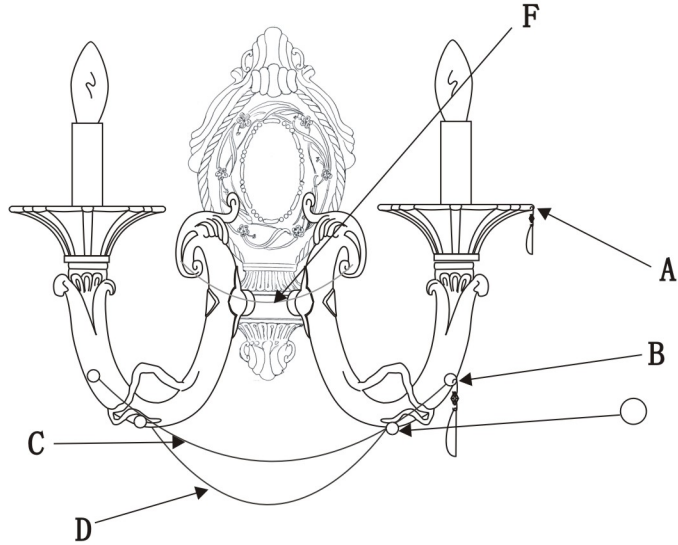






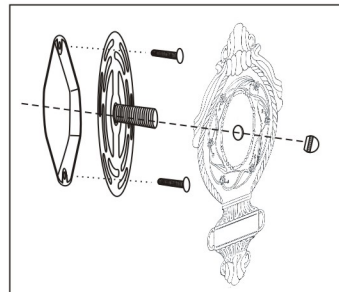
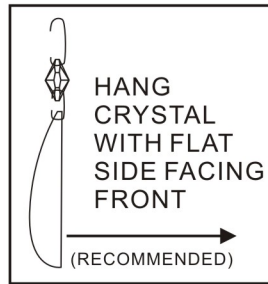



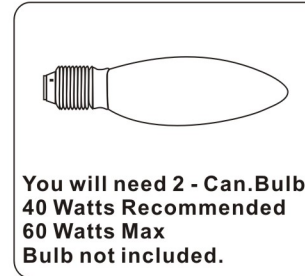
MODEL#:32310 ASSEMBLY AND DRESSING INSTRUCTIONS



- A  (14mm+48mm)*8sets
- B  (14mm+63mm)*6sets
- C  (14mm*10+B*2)*1
- D  (14mm*8+B)*1
- E  (14mm*3+63mm)*2sets
- F  (14mm*6+B)*1



ITEM NUMBER:# 32310 INSTRUCTIONS



All electrical components must be installed by a licensed electrician in accordance with the National Electric Code and the appropriate local electrical codes.

